

OMAX

ELEVATORS

ZEN ∞ SERIES


ZEN ∞

— COLLECTION —

CABIN NAME

The Heritage


Timeless Elegance.
Refined Movement.



1. WALLPAPER DETAIL
Intricately patterned wall coverings inspired by classic European residences.



2. MOULDING DETAIL
Handcrafted architectural detailing that brings timeless character to the interior.



3. BRONZE DOOR FINISH
Brushed bronze surfaces offering warmth, depth and sophistication.



4. CEILING DETAIL
Layered ceiling architecture with soft ambient illumination.



DESIGN STORY

A Modern Interpretation of Classical Luxury

The Heritage Suite draws inspiration from grand European residences where architectural detailing, refined materials and warm lighting create a sense of timeless comfort. Decorative wall mouldings, elegant patterned wall coverings and brushed bronze finishes combine to transform the elevator cabin into an extension of the home's interior architecture.

INSPIRED BY



European
Manor Houses



Luxury
Boutique Hotels



Classical Interior
Architecture



Timeless
Residential Design

MATERIAL PALETTE



Ivory Architectural
Mouldings



Signature Heritage
Wallpaper



Brushed Bronze
Metalwork



Calacatta Marble
Flooring




Warm Ambient
Lighting

“ *Luxury is not decoration.
Luxury is proportion, detail and permanence.* ”



GALAXY

Illuminated Luxury Beyond Boundaries



01
ILLUMINATED ONYX
FEATURE WALL
Backlit book-matched
onyx creates the
signature GALAXY
focal point.



02
CHAMPAGNE
BRONZE DOOR FINISH
Sophisticated champagne
bronze finish reflecting
warm ambient light.



03
ARCHITECTURAL
LIGHT FIXTURE
Bespoke hospitality-
inspired lighting creates
timeless elegance.



04
MARBLE FLOORING
Premium marble flooring
framed with precision
metal inlays.



05
BRONZE-FRAMED
MIRROR PANELS
Reflective bronze-framed
mirrors visually expand
the cabin space.



06
FLOATING CEILING
DESIGN
Layered floating ceiling
with concealed perimeter
illumination.

THE GALAXY EXPERIENCE

Inspired by luxury hospitality interiors and contemporary penthouse living, GALAXY combines luminous materials, reflective surfaces and architectural lighting to create a dramatic yet sophisticated atmosphere.

The illuminated onyx feature wall becomes the centerpiece of the cabin, while bronze detailing, mirrored surfaces and warm ambient lighting create a feeling of depth, exclusivity and refined luxury.

Designed for premium residences, villas and landmark projects, GALAXY represents modern elegance elevated to an art form.



MATERIAL PALETTE



ILLUMINATED
HONEY ONYX



CHAMPAGNE
BRONZE
STAINLESS STEEL



PREMIUM
MARBLE FLOORING



BRONZE-TINTED
MIRROR



WARM
AMBIENT LIGHTING



LUXURY
WALL FINISH

SIGNATURE FEATURES

- ✓ Backlit Onyx Feature Wall
- ✓ Champagne Bronze Detailing
- ✓ Full Height Mirror Panels
- ✓ Luxury Hospitality Lighting
- ✓ Floating Ceiling Architecture
- ✓ Premium Marble Flooring
- ✓ Contemporary Luxury Design

SPECIFICATIONS

FINISHES


- Champagne Bronze Stainless Steel
- Illuminated Natural Onyx
- Bronze Mirror Panels
- Premium Marble Flooring
- Designer Wall Lighting

LIGHTING

- Concealed Perimeter LEDs
- Integrated Feature Wall Illumination
- Decorative Hospitality Fixtures

COLLECTION

ZEN ∞
COLLECTION



CABIN NAME

THE ARCH

Sculpted By Light. Defined By Form.

The Vault Arch Suite transforms the elevator interior into a seamless architectural volume. Inspired by contemporary hospitality spaces and timeless vaulted architecture, its flowing curves, warm illumination and restrained material palette create a serene environment where architecture becomes an experience.



01
MONOLITHIC
VAULT CEILING

A continuous architectural vault creates a sense of calm, openness and timeless sophistication.



02
ILLUMINATED
ARCH FEATURE

Soft integrated lighting transforms the arch into a sculptural focal point.



03
BRONZE
ARCHITECTURAL FRAMES

Warm metallic accents introduce elegance while preserving architectural purity.



04
MIRROR RECESSES

Reflective surfaces enhance depth and create a feeling of expanded space.



05
TEXTURED
WALL FINISH

A refined tactile finish inspired by luxury hospitality interiors.



06
NATURAL
STONE FLOORING

Soft stone textures ground the interior with warmth and understated luxury.



DESIGN STORY

The Art Of Architectural Simplicity

The Vault Arch Suite is inspired by the purity of contemporary architectural design. Defined by a singular vaulted form, concealed illumination and a carefully balanced material palette, it transforms the elevator cabin into an extension of the residence itself. Every surface, curve and proportion has been designed to evoke serenity, sophistication and permanence.

MATERIAL PALETTE



Warm Architectural Plaster

Champagne Bronze Metal

Bronze Mirror Panels

Natural Stone Flooring


Integrated Ambient Lighting

Oak Architectural Accents

INSPIRED BY

-  Aman Kyoto
-  Aman New York
-  Contemporary Japanese Architecture
-  Luxury Mediterranean Villas
-  Sculptural Hospitality Interiors
-  Quiet Luxury Design

“ Great design is not seen. It is felt. ”




CABIN NAME

AURA

A Tribute To Timeless Living

Inspired by the warmth and elegance of classic manor residences, The Windsor Suite blends architectural symmetry, rich timber detailing and refined craftsmanship to create an elevator interior that feels effortlessly timeless.



01
TIMBER ARCHITECTURAL FRAMEWORK

Warm timber architecture brings depth, proportion and permanence to the cabin environment.



02
STONE WALL SURFACE

Soft stone-inspired surfaces introduce calm sophistication and visual softness.



03
BRONZE ILLUMINATION

Layered lighting designed to create a welcoming residential atmosphere.



04
FLOATING CEILING DESIGN

Architectural ceiling detailing enhances height, symmetry and luxury.



05
CHAMPAGNE BRONZE DOORS

Elegant metallic finishes inspired by luxury hospitality interiors.



DESIGN STORY

Where Classical Architecture Meets Modern Mobility

The AURA celebrates timeless architectural principles through balanced proportions, refined detailing and carefully curated materials. Rich timber framing, stone-inspired wall surfaces and warm metallic finishes transform the elevator into a seamless extension of the residence itself. Designed for homes where elegance is not a trend but a legacy.

INSPIRED BY



English Manor Houses



Four Seasons Private Residences



Classical European Interiors



Luxury Hospitality Design



Timeless Residential Architecture

MATERIAL PALETTE



Walnut Architectural Timber



Ivory Stone Panels



Champagne Bronze Metal




Premium Marble Flooring



Warm Ambient Illumination

“ True luxury is measured not by ornament, but by timelessness. ”



CABIN NAME

Cherry

Inspired by the stately elegance of European manor houses, *The Burgundy Manor* combines rich embossed floral wall coverings, warm champagne bronze detailing and timeless black-and-white marble flooring. Every detail has been curated to evoke sophistication, warmth and enduring luxury.



01
EMBOSSED FLORAL
WALL FINISH

Richly embossed floral surfaces inspired by heritage European interiors and handcrafted luxury wall treatments.



02
CHAMPAGNE BRONZE
MOULDINGS

Refined metallic detailing creates structure, elegance and timeless visual depth.



03
CLASSICAL
WALL SCONCES

Warm ambient lighting inspired by luxury hospitality suites and boutique residences.



04
BLACK & WHITE
MARBLE FLOORING

A timeless flooring pattern drawn from iconic European hotels and historic residences.



05
ARCHITECTURAL
CEILING DESIGN

A sophisticated ceiling composition designed to elevate volume, warmth and architectural presence.



06
BRONZE ENTRANCE
PORTAL

A grand architectural entrance framed with elegant champagne bronze detailing.



DESIGN STORY

Heritage Reimagined

The Cherry transforms the elevator interior into a private luxury salon. Rich burgundy textures, classical proportions and carefully balanced metallic accents create an atmosphere that feels both prestigious and welcoming. Inspired by timeless European architecture, the cabin celebrates craftsmanship, elegance and enduring design.

INSPIRED BY

-  Ritz Paris
-  The Savoy London
-  Four Seasons George V Paris
-  Classical European Manor Houses
-  Luxury Boutique Hotels
-  Heritage Architecture

MATERIAL PALETTE



Burgundy Embossed
Floral Wall Finish

Champagne
Bronze Metal


Decorative Classical
Mouldings

Black & White
Marble Flooring

Luxury
Wall Sconces

Warm Ambient
Lighting

“ True luxury
is timeless.”



CABIN NAME

The Midnight

Bold Elegance. Timeless Presence.



01
NAVY
ARCHITECTURAL
PANELS

Rich architectural wall panelling inspired by timeless European residences.



02
ARCHED
MIRROR FEATURE

Elegant mirrored surfaces enhance depth while reflecting ambient illumination.



03
MARBLE
FLOORING

Statement marble flooring with bespoke diamond inlay pattern.



04
AMBIENT
CEILING LIGHTING

Layered indirect illumination creates a warm residential atmosphere.



DESIGN DESCRIPTION

The Midnight blends classical architectural detailing with contemporary luxury. Deep navy panelling, full-height mirrors and bespoke marble flooring create a refined atmosphere inspired by private residences and boutique hospitality interiors. Every element is carefully composed to deliver sophistication, warmth and timeless elegance.

MATERIAL PALETTE



MIDNIGHT NAVY
PANEL FINISH

SMOKED SILVER
METAL FINISH

BLACK MARBLE
FLOORING

CLEAR MIRROR
SURFACE

SOFT WARM
LED LIGHTING



CABIN NAME

CLASSIC

Timeless Elegance. Refined Simplicity.



01
ARCHITECTURAL TRAY CEILING
Layered recessed ceiling architecture with concealed perimeter illumination creates depth, elegance and a warm residential atmosphere.



02
TAILORED WALL ARCHITECTURE
Precision-crafted moulded wall panels inspired by luxury residences deliver timeless sophistication and visual balance.



03
FRAMED REFLECTION
Large framed mirror enhances spatial depth while introducing refined architectural symmetry.



04
GRAPHITE METAL ELEGANCE
Brushed graphite elevator doors provide a contemporary contrast to the bright architectural interior.



05
SIGNATURE MARBLE GEOMETRY
Black and white marble flooring creates a striking visual foundation inspired by boutique hospitality interiors.



DESIGN PHILOSOPHY

The CLASSIC draws inspiration from refined European residences where architectural detailing, symmetry and proportion define timeless luxury. Crisp white wall panelling, graphite metal finishes and geometric marble flooring create an environment of understated sophistication designed to elevate everyday living.

MATERIAL PALETTE



DESIGN HIGHLIGHTS



“A residence is defined not by its size, but by the elegance of its details.”

OMAX ELEVATORS
ZEN ∞ COLLECTION






OMAX
ELEVATORS

ZEN ∞ COLLECTION

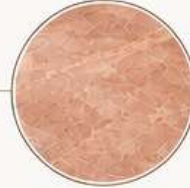
CABIN NAME

BLOSSOM

A Palace of Timeless Elegance



01
ROYAL CLASSICAL MOULDINGS
Inspired by French palace architecture with handcrafted ornamental detailing.



02
ROSE QUARTZ MARBLE FLOORING
Premium rose quartz-inspired marble creating warmth and sophistication.



03
ANTIQUE LANTERN
European antique lantern creating a luxurious residential ambiance.



04
ARCHITECTURAL CEILING
Layered coffered ceiling with integrated ambient illumination.



05
CHAMPAGNE BRONZE FINISH
Soft champagne-bronze detailing complementing the classical palette.



06
FEATURE WALL COMPOSITION
Elegant focal point framed by classical moulding architecture.

DESIGN PHILOSOPHY

The BLOSSOM cabin draws inspiration from European royal residences and timeless French interior architecture. Delicate handcrafted mouldings, blush-pink marble flooring, warm architectural lighting, and an elegant antique lantern combine to create a refined atmosphere reminiscent of a luxury private residence.

Every detail has been carefully curated to evoke warmth, sophistication, and timeless grandeur while maintaining contemporary comfort.



MATERIAL PALETTE



FINISHES

- Ivory Architectural Mouldings
- Rose Quartz Marble Flooring
- Champagne Bronze Accents
- Decorative Classical Ceiling
- Antique Lantern Feature

LIGHTING

- Concealed LED Perimeter Lighting
- Recessed Downlights
- Decorative Lantern Illumination

COLLECTION

ZEN ∞
COLLECTION






OCEAN



Timeless Depth. Infinite Elegance.



01

**OCEANIC ONYX
FEATURE WALL**

Backlit blue onyx creates a mesmerising oceanic focal point.



02

**BRUSHED METAL
DOOR FINISH**

Contemporary brushed steel finish for a refined modern touch.



03

**ARCHITECTURAL
LIGHTING**

Elegant wall lighting enhances textures and creates ambient luxury.



04

MARBLE FLOORING

Premium marble flooring with precision metal border detailing.



05

**BRONZE MIRROR
PANELS**

Reflective bronze mirrors expand the cabin visually and add sophistication.



06

**FLOATING CEILING
DESIGN**

Curved floating ceiling with concealed LED illumination.



THE OCEAN EXPERIENCE

Inspired by the depth and movement of the ocean, the OCEAN cabin brings a sense of serenity, sophistication and timeless luxury to vertical spaces.

The backlit blue onyx feature wall becomes the heart of the cabin, complemented by bronze mirrors, brushed metal accents and architectural lighting that together create an atmosphere of calm elegance.

OCEAN is crafted for those who appreciate refined natural materials, contemporary design and a luxurious, elevated living experience.

MATERIAL PALETTE



BACKLIT BLUE ONYX



BRUSHED STAINLESS STEEL



DARK MARBLE FLOORING



BRONZE-TINTED MIRROR



WARM AMBIENT LIGHTING



LUXURY WALL FINISH

SIGNATURE FEATURES

- ✔ Backlit Onyx Feature Wall
- ✔ Brushed Metal Detailing
- ✔ Full Height Bronze Mirrors
- ✔ Luxury Hospitality Lighting
- ✔ Floating Ceiling Architecture
- ✔ Premium Marble Flooring
- ✔ Contemporary Luxury Design

SPECIFICATIONS


- FINISHES**
- Brushed Stainless Steel
 - Backlit Natural Onyx
 - Bronze Mirror Panels
 - Premium Marble Flooring
 - Designer Wall Lighting

- LIGHTING**
- Concealed Perimeter LEDs
 - Integrated Feature Wall Illumination
 - Decorative Hospitality Fixtures

COLLECTION

ZEN ∞
COLLECTION






PEARL



Radiant Luxury. Timeless Purity.



01
ILLUMINATED ONYX FEATURE WALL
Backlit natural onyx brings a luminous, pearl-like glow creating the signature PEARL focal point.



02
CHAMPAGNE BRONZE DOOR FINISH
Warm champagne bronze finish exudes sophistication and harmony.



03
ARCHITECTURAL WALL LIGHTING
Designer wall sconces add soft ambient light with a luxurious hospitality touch.



04
MARBLE FLOORING
Premium dark marble framed with precision metal inlays for a refined architectural look.



05
BRONZE MIRROR PANELS
Full height bronze-tinted mirrors enhance depth and elevate the sense of space.



06
FLOATING CEILING DESIGN
Layered floating ceiling with concealed LED lighting for a soft, radiant ambiance.

THE PEARL EXPERIENCE

Inspired by the natural beauty of pearls and the purity of light, the PEARL cabin represents understated luxury and refined elegance.

The backlit onyx feature wall creates a soft luminous glow, complemented by champagne bronze detailing, mirror finishes and warm architectural lighting that together craft a serene, sophisticated atmosphere.

PEARL is designed for those who seek timeless design, tranquility and elevated living in every vertical journey.



MATERIAL PALETTE



ILLUMINATED ONYX CHAMPAGNE BRONZE STAINLESS STEEL DARK MARBLE FLOORING BRONZE-TINTED MIRROR WARM AMBIENT LIGHTING LUXURY WALL FINISH

SIGNATURE FEATURES

- ✓ Backlit Onyx Feature Wall
- ✓ Champagne Bronze Detailing
- ✓ Full Height Mirror Panels
- ✓ Luxury Hospitality Lighting
- ✓ Floating Ceiling Architecture
- ✓ Premium Marble Flooring
- ✓ Contemporary Luxury Design

SPECIFICATIONS

- FINISHES**
- Champagne Bronze Stainless Steel
 - Backlit Natural Onyx
 - Bronze Mirror Panels
 - Premium Marble Flooring
 - Designer Wall Lighting

LIGHTING

- Concealed Perimeter LEDs
- Integrated Feature Wall Illumination
- Decorative Hospitality Fixtures

COLLECTION

ZEN ∞
COLLECTION





TWILIGHT



Where Luxury Meets the Night.



01

BACKLIT STONE FEATURE WALL
Illuminated natural stone creates the signature TWILIGHT focal point.



02

DARK TITANIUM DOOR FINISH
Refined dark titanium finish adds depth, elegance and modern sophistication.



03

ARCHITECTURAL WALL LIGHTING
Vertical ambient lighting highlights textures and enhances the cabin's mood.



04

PREMIUM MARBLE FLOORING
Curved inlay patterns on luxury marble create a sense of movement and refinement.



05

BRONZE MIRROR PANELS
Full height bronze-tinted mirrors enhance space, elegance and visual expansion.



06

STARRY SKY CEILING DESIGN
Starlight ceiling with concealed LED perimeter lighting creates a serene night-like ambiance.



THE TWILIGHT EXPERIENCE

TWILIGHT is inspired by the beauty of the night sky and the calm sophistication of premium modern interiors.

The backlit natural stone wall, starlight ceiling, reflective bronze elements and soft ambient lighting work together to create a cabin that is elegant, serene and deeply immersive.

Designed for those who appreciate refined luxury and the art of atmosphere.

MATERIAL PALETTE



ILLUMINATED NATURAL STONE



DARK TITANIUM STAINLESS STEEL



PREMIUM GRAY MARBLE



BRONZE-TINTED MIRROR



WARM AMBIENT LIGHTING



LUXURY WALL FINISH

SIGNATURE FEATURES

- ✓ Backlit Natural Stone Wall
- ✓ Starlight Ceiling Design
- ✓ Dark Titanium Finish
- ✓ Full Height Bronze Mirrors
- ✓ Curved Marble Floor Inlays
- ✓ Vertical Ambient Lighting
- ✓ Contemporary Luxury Design

SPECIFICATIONS

- FINISHES
- Dark Titanium Stainless Steel
 - Illuminated Natural Stone
 - Bronze Mirror Panels
 - Premium Gray Marble Flooring
 - Designer Wall Lighting

LIGHTING

- Concealed Perimeter LEDs
- Integrated Feature Wall Illumination
- Starlight Ceiling
- Decorative Ambient Lighting

COLLECTION

ZEN ∞
COLLECTION






OMAX ELEVATORS

ZEN ∞ COLLECTION

MIST



Serenity in Every Ascent.



01
**PEARL ONYX
FEATURE WALL**
Backlit pearl onyx panel creates a soft luminous focal point with natural elegance.



02
**METALLIC
DOOR FINISH**
Refined metallic finish provides a seamless, minimal and sophisticated appearance.



03
**VERTICAL AMBIENT
LIGHTING**
Integrated vertical lighting enhances textures and creates a calm, inviting atmosphere.



04
**PREMIUM STONE
FLOORING**
Natural stone flooring with clean border inlay adds structure and timeless sophistication.



05
**BRONZE MIRROR
PANELS**
Full height bronze-tinted mirrors expand the space and add depth to the cabin design.



06
**SOFT FLOATING
CEILING**
Curved floating ceiling with concealed LED lighting creates a tranquil and serene environment.

THE MIST EXPERIENCE

MIST is inspired by the purity of natural stone, soft light and the peaceful stillness of refined spaces.

The pearl onyx feature wall, ambient lighting and premium materials come together to create a calm, luxurious cabin that elevates every journey.

Designed for those who value serenity, sophistication and timeless design.



MATERIAL PALETTE



SIGNATURE FEATURES

- ✓ Backlit Pearl Onyx Feature Wall
- ✓ Vertical Ambience Lighting
- ✓ Soft Floating Ceiling
- ✓ Full Height Bronze Mirrors
- ✓ Premium Natural Stone Flooring
- ✓ Refined Metallic Finishes
- ✓ Calm Contemporary Design

SPECIFICATIONS

- FINISHES**
- Brushed Metallic Finish
 - Backlit Pearl Onyx
 - Bronze Mirror Panels
 - Natural Stone Flooring
 - Textured Wall Finish

LIGHTING

- Concealed Perimeter LEDs
- Backlit Feature Wall
- Vertical Ambient Lighting
- Recessed Downlights

COLLECTION

ZEN ∞
COLLECTION



OMAX ELEVATORS
CRAFTING VERTICAL LUXURY



WOODLAND



Natural Warmth. Timeless Serenity.



01
FLOATING CEILING DESIGN
Curved floating ceiling with soft perimeter lighting creates a serene and relaxing ambience.



02
WOOD PANEL FINISH
Premium wood veneer panels bring natural warmth and a sense of calm luxury to the cabin.



03
BACK FEATURE WALL
Backlit chevron wood pattern creates a striking focal point with natural depth and elegance.



04
NATURAL STONE FLOOR
Light stone flooring adds purity, balance and a spacious open feel to the cabin interior.



05
BRONZE HANDRAILS
Sleek bronze handrails provide comfort while enhancing the cabin's refined aesthetic.



06
AMBIENT LIGHTING
Integrated vertical lighting brings rhythm, depth and a warm inviting glow throughout the space.

THE WOODLAND EXPERIENCE

WOODLAND is inspired by nature's beauty and the calming harmony of natural materials.

The rich wood panels, illuminated feature wall and soft ambient lighting combine to create a peaceful, grounded and refined atmosphere for everyday living.

Designed for premium residences, villas and boutique projects, WOODLAND brings a sense of warmth, balance and timeless sophistication to every journey.



MATERIAL PALETTE



SIGNATURE FEATURES

- ✔ Floating Ceiling Design
- ✔ Backlit Chevron Feature Wall
- ✔ Premium Wood Wall Panels
- ✔ Vertical Ambient Lighting
- ✔ Natural Stone Flooring
- ✔ Bronze Handrails
- ✔ Warm Natural Materials
- ✔ Timeless Luxury Design

SPECIFICATIONS


- FINISHES**
- Wood Veneer Wall Panels
 - Backlit Chevron Feature Wall
 - Champagne Bronze Accents
 - Natural Stone Flooring
 - Bronze Handrails

- LIGHTING**
- Concealed Perimeter LEDs
 - Vertical Ambient Lighting
 - Backlit Feature Wall
 - Recessed Spotlights

COLLECTION

ZEN ∞
COLLECTION





ELEGANCE

WHERE SOPHISTICATION MEETS SERENITY



DESIGN CONCEPT

Elegance is a celebration of refined taste and timeless beauty. The subtle interplay of warm lighting, premium materials, and minimalist details creates a calm and luxurious ambiance designed to leave a lasting impression.

BACKLIT MARBLE



Backlit marble feature panel adds a touch of luxury and depth.

WALL PANELS



Premium wall panels with brushed metal and gold trims.

HANDRAILS



Brushed gold handrails for safety with sophisticated style.

MATERIAL PALETTE



Brushed Metal



Champagne Gold



Beige Marble



Premium Wall Panel

FLOORING

Polished marble flooring with inlaid border for a timeless finish



FEATURES

- Warm Ambient Lighting
- Backlit Marble Feature
- Brushed Gold Finishes
- Premium Wall Panels
- Elegant & Timeless Design
- Luxury in Every Detail





BLOOM

WHERE NATURE INSPIRES ELEGANCE



DESIGN CONCEPT

Bloom captures the delicate beauty of nature in full blossom. The soft floral motifs, warm ambient lighting, and refined finishes come together to create a space that feels graceful, serene, and timeless.

FLORAL FEATURE PANEL



Intricate floral artwork with soft backlighting adds elegance and a serene ambiance.

WALL PANELS



Premium wall panels with floral accents and classic molding for a timeless look.

HANDRAILS



Brushed gold handrails for safety with a touch of sophistication.

MATERIAL PALETTE



Ivory Leather Finish Rose Gold Metal Cream Marble Blush Floral Panel

FLOORING

Polished marble flooring with floral inlay design for a luxurious and graceful finish.



FEATURES

- Warm Ambient Lighting
- Backlit Floral Feature Panel
- Brushed Gold Finishes
- Premium Wall Panels
- Floral Artistic Detailing
- Timeless & Elegant Design
- Luxury in Every Detail





LIGHT

BRIGHT SPACES. TIMELESS ELEGANCE.



DESIGN CONCEPT

Light embraces clarity and warmth to create an uplifting experience. The harmonious blend of natural textures, soft illumination, and refined details brings a sense of openness, comfort, and timeless sophistication.

WALL PANELS



Premium wood panels with soft fabric insets for a warm, natural, and inviting look.

BACK PANEL



Illuminated back panel with ambient glow adds depth, brightness, and a sense of calm.

HANDRAILS



Smooth wooden handrails ensure safety while adding a natural touch of elegance.

CEILING



MATERIAL PALETTE



Natural Oak Wood



Beige Fabric



Brushed Stainless Steel



Terrazzo Flooring

FEATURES

- Warm Ambient Lighting
- Fabric Wall Inlays
- Wooden Handrails
- Brushed Stainless Steel Finishes
- Terrazzo Flooring
- Soft & Bright Design
- Comfort & Sophistication

FLOORING

Terrazzo flooring with subtle detailing for a clean, durable, and sophisticated finish.





SAGE


REFINED. NATURAL. TIMELESS.



DESIGN CONCEPT

Sage brings the calming essence of nature indoors. The gentle green tones, soft textures, and ambient lighting create a serene and balanced space that promotes relaxation, clarity, and timeless sophistication.

WALL PANELS



Sage-toned wall panels with a subtle texture for a soft, natural, and elegant look.

BACK PANEL




Illuminated back panel with ambient glow adds depth, warmth, and a sense of calm.

HANDRAILS



Sleek stainless steel handrails offer durability with a modern, minimalist touch.

CEILING



MATERIAL PALETTE



FLOORING

White marble flooring with subtle veining and border inlay for a clean, refined, and luxurious finish.



FEATURES

- ☀️ Warm Ambient Lighting
- 🧵 Textured Wall Panels
- 💡 Illuminated Back Panel
- 🚪 Stainless Steel Handrails
- 🌟 Brushed Stainless Steel Finish
- 🏠 White Marble Flooring
- 🌿 Soft & Natural Color Palette
- 🕒 Calming & Timeless Design





BOTANICA



NATURE INSPIRES. DESIGN ELEVATES.



DESIGN INSPIRED BY NATURE

Botanica brings the serenity of nature into the space with warm wood textures, soft lighting, and a hand-illustrated botanical ceiling and feature panel.

SPECIFICATIONS

WALL FINISH	Wood Veneer Panels
FEATURE PANEL	Backlit Botanical Artwork
CEILING	Printed Backlit Stretch Ceiling
HANDRAIL	Wood Finish
FLOORING	Premium Marble / Stone
LIGHTING	Warm LED Strip Lighting



NATURAL
AESTHETIC



AMBIENT
LIGHTING



PREMIUM
MATERIALS



TIMELESS
ELEGANCE

OMAX
ELEVATORS



OMAX
ELEVATORS

— ZEN ∞ COLLECTION —

W A V E S



Flowing Elegance. Timeless Luxury.



01
WAVE CEILING DESIGN
Curved layered ceiling creates movement and adds a soft architectural rhythm.



02
BRONZE DOOR FINISH
Warm champagne bronze finish brings richness and refined luxury to the cabin.



03
BACK FEATURE WALL
Backlit natural stone with bronze inlays creates a sophisticated focal statement.



04
NATURAL STONE FLOOR
Premium stone flooring with inlay border adds texture, durability and timeless beauty.



05
UPHOLSTERED PANELS
Soft padded wall panels enhance comfort while elevating the cabin's luxury appeal.



06
BRONZE ACCENTS
Metal trims and handrails in bronze create harmony and a cohesive premium aesthetic.



THE WAVES EXPERIENCE

WAVES is inspired by fluidity and movement, bringing a sense of calm and continuity through every detail.

The flowing ceiling design, warm bronze accents, natural stone textures and soft lighting come together to create an elevated journey that feels both serene and luxurious.

A perfect blend of modern design and natural materials, WAVES transforms every ride into a refined experience.

MATERIAL PALETTE



SIGNATURE FEATURES

- Wave Layered Ceiling Design
- Backlit Natural Stone Wall
- Champagne Bronze Finishes
- Upholstered Wall Panels
- Premium Stone Flooring
- Bronze Handrails & Trims
- Warm Ambient Lighting

SPECIFICATIONS

- FINISHES**
- Champagne Bronze Stainless Steel
 - Natural Stone (Travertine)
 - Upholstered Wall Panels
 - Wave Ceiling Architecture
 - Bronze Handrails & Trims


LIGHTING

- Concealed Perimeter LEDs
- Backlit Feature Wall
- Integrated Ceiling Lighting
- Recessed Downlights

COLLECTION

ZEN ∞
COLLECTION





IKIGAI



Harmony. Purpose. Timeless Balance.



(01)
CEILING CRAFTSMANSHIP
Intricate wooden lattice ceiling with soft backlighting creates a sense of harmony, depth and cultural elegance.



(02)
WOODEN SLAT PANELS
Vertical wooden slats add rhythm and natural texture, enhancing the cabin's warmth and serenity.



(03)
IKIGAI FEATURE WALL
Backlit circular motif inspired by Japanese geometry represents balance, purpose and refined sophistication.



(04)
NATURAL STONE FLOOR
Premium natural stone with bronze inlay brings grounding elegance and a luxurious spatial feel.



(05)
BRONZE ACCENTS
Champagne bronze detailing adds a subtle touch of luxury and complements the warm wood tones beautifully.



(06)
AMBIENT LIGHTING
Concealed lighting throughout the cabin creates a tranquil atmosphere of warmth and relaxation.



THE IKIGAI EXPERIENCE

IKIGAI is inspired by Japanese philosophy and the beauty of natural materials.

The harmonious blend of wood, stone and ambient lighting creates a space that promotes peace, balance and clarity.

Designed for discerning residences, wellness retreats and premium projects, IKIGAI reflects refined living with purpose and elegance.

MATERIAL PALETTE



SIGNATURE FEATURES

- ✔ Wooden Lattice Ceiling
- ✔ Backlit Ikigai Feature Wall
- ✔ Vertical Wooden Slat Panels
- ✔ Natural Stone Flooring
- ✔ Champagne Bronze Accents
- ✔ Warm Ambient Lighting
- ✔ Timeless Japanese Aesthetic
- ✔ Balanced & Purposeful Design

SPECIFICATIONS

- FINISHES**
- Natural Oak Wood Panels
 - Backlit Ikigai Feature Wall
 - Champagne Bronze Accents
 - Rice Paper Texture Panels
 - Natural Travertine Flooring

LIGHTING

- Concealed Perimeter LEDs
- Backlit Ceiling & Feature Wall
- Vertical Ambient Lighting
- Warm 3000K LED
- Recessed Spotlights

COLLECTION

ZEN ∞
COLLECTION





OMAX

ELEVATORS

ZEN ∞ SERIES



WEBSITE

<https://omaxelevatorsindia.com/>



PHONE

+91 7028114734
+91 9028609708



ADDRESS

Jai chamundeshwari Industrial complex,
Naikpada, Waliv, Vasai (E).
Mumbai, India.