

OMAX
— ELEVATORS —



RG ALPHA

OMAX
— ELEVATORS —
RG ALPHA



OMAX ELEVATORS

ELEVATING INDIA SINCE 2001

ABOUT OMAX ELEVATORS

With over 24 years of industry excellence and more than 4,000 successful installations, OMAX Elevators has established itself as one of India's trusted names in vertical mobility solutions. Serving residential, commercial, industrial, healthcare and hospitality sectors, OMAX combines engineering precision, advanced technology and exceptional customer service to deliver elevators that elevate every space.



24+ Years
Industry Experience



4000+ Projects
Successfully Delivered



Pan India
Service Network



Turnkey Solutions
Design to Maintenance



Premium Innovation
RG ALPHA Series

INTRODUCING

RG ALPHA

LUXURY MOBILITY WITHOUT LIMITATIONS

OMAX proudly introduces RG ALPHA Pitless Home Elevators, engineered specifically for villas, duplex homes and modern residences. Featuring advanced hydraulic technology, minimal civil requirements and elegant architectural integration, RG ALPHA makes premium vertical mobility possible in spaces where conventional elevators are not feasible.



OUR VISION

To be India's most trusted and innovative elevator brand, delivering world-class mobility solutions that redefine comfort, safety and architectural excellence.



OUR MISSION

To provide technologically advanced, safe and aesthetically superior elevator systems through continuous innovation, uncompromising quality and exceptional customer service.

For over 24 years, OMAX Elevators has been at the forefront of India's vertical transportation industry, delivering safe, reliable, and innovative mobility solutions across residential, commercial, industrial, healthcare, and hospitality sectors.

Led by our Directors, Mr. Rakesh Machado and Mrs. Gloria Machado, OMAX Elevators has evolved into a trusted industry leader dedicated to creating elevator solutions that combine advanced technology, superior safety, elegant design, and exceptional performance.

OMAX Elevators offers a comprehensive portfolio of Passenger Elevators, Commercial Elevators, Hospital Elevators, Goods Lifts, Hydraulic Elevators, Traction Elevators, Machine Room Less (MRL) Elevators, and bespoke mobility solutions designed to meet the unique requirements of every project.

From design and engineering to installation, modernization, and maintenance, OMAX Elevators delivers complete turnkey solutions backed by a highly experienced team of professionals. Every elevator is crafted to meet the highest standards of safety, reliability, energy efficiency, and aesthetic excellence.

Today, OMAX Elevators continues to redefine vertical mobility by blending innovation, craftsmanship, and customer centric service, creating elevator experiences that elevate not just people, but entire spaces.

OMAX ELEVATORS

COMFORT. CONVENIENCE. CARE.

RG ALPHA

PITLESS SOLUTIONS

ELEVATE YOUR LIFESTYLE.
WITHOUT COMPROMISE.



PITLESS DESIGN

No pit required.
More space, more freedom.



MAXIMUM SPACE

Compact design that
fits anywhere.



SAFE & RELIABLE

Advanced safety with
smooth, quiet operation.



EASY INSTALLATION

Hassle-free setup with
minimal disruption.



SMART. SEAMLESS. SPACE-SAVING.



NO PIT

More space utilization
at every inch.



MODERN DESIGN

Sleek aesthetics that
elevate your interiors.



FLEXIBLE INSTALLATION

Fits seamlessly in new
or existing homes.



COMFORT & CONVENIENCE

Effortless mobility for
every generation.



INSTALL ANYWHERE
MINIMAL SPACE



PERFECT FOR
HOMES & VILLAS



PREMIUM QUALITY
BUILT TO LAST



SMOOTH & QUIET
OPERATION



ADVANCED SAFETY
FEATURES

RG ALPHA

MANUAL SWING DOOR

Timeless Design.
Smooth Performance.



SAFE & RELIABLE

Engineered for complete safety and peace of mind.



SMOOTH OPERATION

Manually operated swing door with effortless movement.



PREMIUM DESIGN

Elegant aesthetics that elevate your space.



PERFECT FOR HOMES

Ideal for luxury residences and premium spaces.



01

PREMIUM HANDLE DESIGN



Ergonomic stainless steel handle for comfortable grip and luxurious look.

02

SAFETY GLASS CONSTRUCTION



Toughened safety glass with high strength and crystal clear visibility.

03

PREMIUM FINISH



High quality powder coated finish for long lasting beauty and durability.

AVAILABLE FINISHES



SILVER GREY



MATTE BLACK



CHAMPAGNE GOLD



DESIGNED FOR
LUXURY LIVING

RG ALPHA

PITLESS HYDRAULIC ELEVATOR

AUTOMATIC SWING DOOR

OUTWARD OPENING WITH LOP OUTSIDE



AUTOMATIC SWING DOOR – OUTWARD OPENING WITH LOP OUTSIDE



AUTOMATIC SWING OPERATION

Smooth motorized door that opens outward automatically for easy access.



LOP OUTSIDE

Landing Operating Panel installed outside for convenient call and control.



SAFE & SECURE

Equipped with safety sensors and soft-close mechanism for secure and reliable operation.



PERFECT FOR HOMES

Ideal for luxury homes, villas and premium spaces with elegant aesthetics.



OUTWARD OPENING




LOP OUTSIDE

SPECIFICATIONS

	Door Type	: Automatic Swing Door
	Opening	: Outward Opening
	LOP	: Outside (Wall Mounted)
	Frame Material	: Mild Steel (Powder Coated)
	Panel	: Toughened Safety Glass
	Operation	: Motorized Swing System
	Locking	: Electromagnetic Lock
	Maintenance	: Low Maintenance

FRAME COLOR OPTIONS



JET BLACK



CHARCOAL GREY



COFFEE BROWN



SILVER GREY




CHAMPAGNE GOLD

RG ALPHA

PITLESS HYDRAULIC ELEVATOR

AUTOMATIC CENTER OPENING

AUTOMATIC DOUBLE
OUTWARD OPENING DOOR



AUTOMATIC CENTER OPENING DOOR – AUTOMATIC DOUBLE OUTWARD OPENING



AUTOMATIC DOUBLE OUTWARD OPENING

Two doors open outward simultaneously for a wide and grand entry.



LOP OUTSIDE

Landing Operating Panel installed outside for convenient call and control.



SAFE & RELIABLE

Equipped with safety sensors and interlocks for smooth and secure operation.



PERFECT FOR LUXURY SPACES

Ideal for premium homes, villas and spaces with elegant aesthetics.



OUTWARD OPENING



LOP OUTSIDE

• SPECIFICATIONS

	Door Type	: Automatic Center Opening Door
	Opening	: Outward Opening (Double)
	LOP	: Outside (Wall Mounted)
	Frame Material	: Mild Steel (Powder Coated)
	Panel	: Toughened Safety Glass
	Operation	: Fully Automatic
	Locking	: Electromagnetic Lock
	Maintenance	: Low Maintenance

• FRAME COLOR OPTIONS



JET BLACK



CHARCOAL GREY



COFFEE BROWN



SILVER GREY



CHAMPAGNE
GOLD

OMAX
— ELEVATORS —

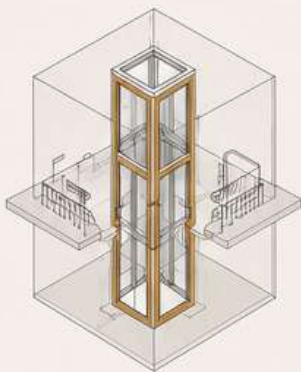


WHERE YOU CAN INSTALL OUR LIFTS



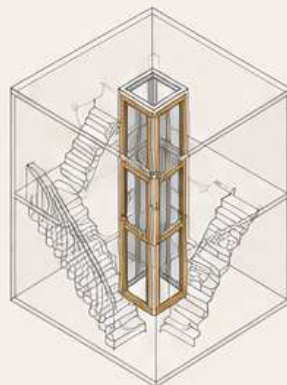
INDOOR FLOOR OPENING

Smartly integrated through floor openings.



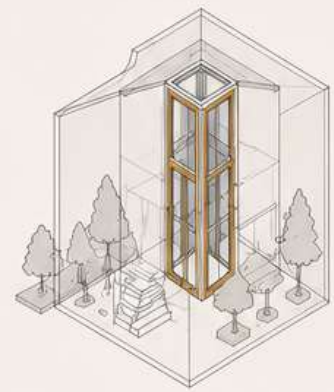
MULTI-LEVEL HOMES

Seamless connectivity across multiple levels.



OUTDOOR INSTALLATION

Built to perform, designed to withstand the elements.



SAFE & RELIABLE



EASY INSTALLATION



MINIMAL SPACE



PREMIUM FINISHES

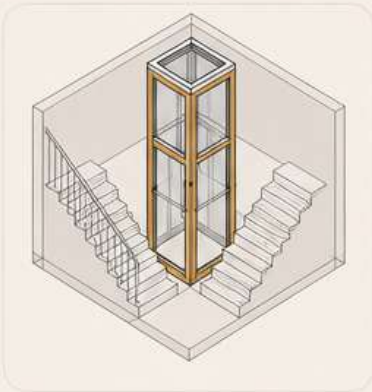
OMAX

— ELEVATORS —



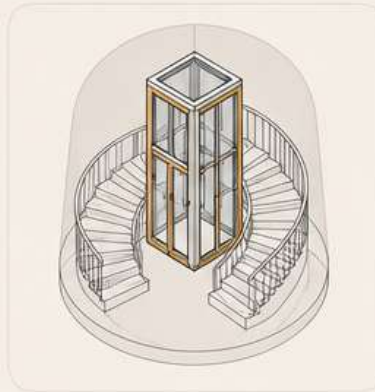
SIDE INSTALLATION

Smartly fits beside staircases and walls.



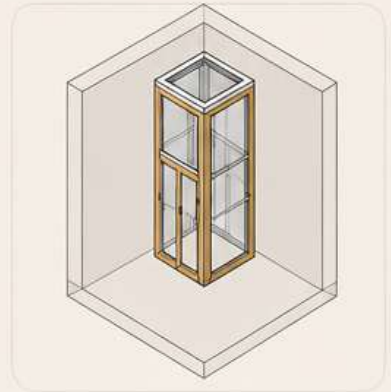
CENTER INSTALLATION

Elegantly placed in the heart of your space.



CORNER INSTALLATION

Perfectly designed to utilize corner spaces.



SAFE & RELIABLE



EASY INSTALLATION



MINIMAL SPACE



PREMIUM FINISHES

SHAFT COLOURS

Built to complement your space. Designed to elevate every detail.



CHAMPAGNE GOLD

Warm, luxurious and timeless.



ROSE GOLD

Modern elegance with a soft blush.



SILVER HAIRLINE

Sleek, clean and contemporary.



DARK GREY

Bold, sophisticated and versatile.



BLACK

Premium, powerful and prestigious.

CUSTOM LIFTS BUILT AROUND YOU



CUSTOM COLOURS

Choose the perfect finish to match your space.



TAILORED DESIGN

Customize the cabin, doors and interiors to your style.



PERSONALIZED LIGHTING

Set the mood with lighting that suits your preferences.



SMART FEATURES

Advanced options for comfort, safety and convenience.



BACKDROPS



NOAM

The poetry of rain, calm and reflective.



FLORA

Graceful blooms, timeless beauty.



PEARL

Luminous elegance, pure sophistication.



INFINITY

Vast stars, infinite possibilities.



SKIES

Boundless skies, endless freedom.

BACKDROPS



DESTINY

Infinite paths, chosen by you.



RUBY

Timeless depth, radiant from within.



DUNE

Endless horizons, quiet strength.



FLOW

Movement in every detail.



ARIEL

Light as a dream, limitless as sky.

FLOORING



LUNAR



Subtle luxury, everlasting beauty.



SOLACE



Grounded in nature, crafted for life.



HARMONY



Where elegance meets tranquility.



VERDEO



Timeless pattern, modern sophistication.

CEILING OPTIONS



CLASSIC



LINEAR



SQUARE GLOW



SKY STAR



COLOR EDGE - BLUE



GOLDEN HARMONY



ROSE AMBIENCE



GREEN OASIS



FLORAL CUTOUT



CIRCLE GLOW



GEOMETRIC GRID



WAVE DESIGN



PERFORATED DOTS



HEXAGON STYLE



WOOD FINISH



MARBLE FINISH

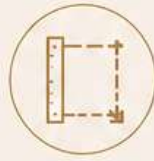
OMAX

— ELEVATORS —



GIVE US
1 X 1
METER
& THE REST
IS ON US!

You give us just 1 x 1 meter of space,
and we take care of everything else.
From design and engineering to
installation and maintenance,
we deliver your perfect elevator
experience.



**JUST 1 X 1 METER
OF SPACE**

Minimal space,
maximum convenience.



**WE TAKE CARE
OF THE REST**

Complete end-to-end
service, worry-free.



**EXPERT DESIGN &
ENGINEERING**

Thoughtful planning and
precision engineering.



**SAFETY. QUALITY.
RELIABILITY.**

Built to the highest standards
for your peace of mind.



CUSTOMER FIRST

Personalized solutions and
dedicated support at
every step.

YOUR SPACE. OUR EXPERTISE.
ELEVATING EVERY POSSIBLE SPACE.



Website
<https://omaxelevatorsindia.com/>



Phone
+91 7028114734
+91 9028609708



Address
Jai chamundeshwari Industrial
complex, Naikpada, Waliv,
Vasai (E). Mumbai, India.